


ITB w/Display Group

Height: 35.0" Width: 11.6" Depth: 23.7"
(88.9cm) (29.5cm) (60.2cm)



- Sleek, modernized design language on the brewer, with rounded angles on the corners and trunk
- Digital readout displays in English, Spanish, or French ---for easier programming and control--- and can show either 'Standard' or Metric measurements. Digital readout also shows machine status, and targeted advertising messages can be programmed for display.
- BUNN Infusion Series technology allows for multiple recipes from one footprint --- with three brew buttons and two batch sizes
- Easy pulse display allows for simplified programming of pulse routine
- Energy-saver mode reduces tank temperature during idle periods
- Exclusive Peak Extraction™ Sprayhead is multi-directional with a 7-hole design to ensure ultimate uniformity of extraction
- Electronic funnel lock prevents removal of each brew funnel until drip- through is complete
- USB programming capable
- Brew counter keeps track of how many batches are brewed
- Pre-infusion and pulse brew for maximum flavor extraction. Cold brew lockout & digital temperature control further ensure top-notch brewing.
- Includes overlay kit for customization of brewer interface

 Server(s) sold separately

Agency:



Specifications

Product #: 52000.0000

Water Access: Plumbed

Finish: Stainless

Funnel: Translucent Tea Funnel

Additional Features

Funnel Locks

Electrical & Capacity

Volts*	Amps	Watts	Cord Attached	Plug Type	8oz cups/hr 236ml cups/hr	Input H ₂ O Temp.	Phase	# Wires plus Ground	Hertz
120	14	1700	Yes	NEMA 5-15P	672	60°F (15.5°C)	1	2	60


*When a BUNN is machine rated 120/208-240V, 120/208V or 120/240V, the higher voltage is the supply voltage needed to power the machine. The 120V is there to supply power to some components rated 120V in the machine, but it is not the supply voltage and would not power the machine if the machine is marked with the before mentioned ratings.

Plumbing Requirements

PSI	kPa	Fitting Supplied	Water Flow Required (GPM)
20-90	138-621	3/8" BSPP	1.25

CAD Drawings

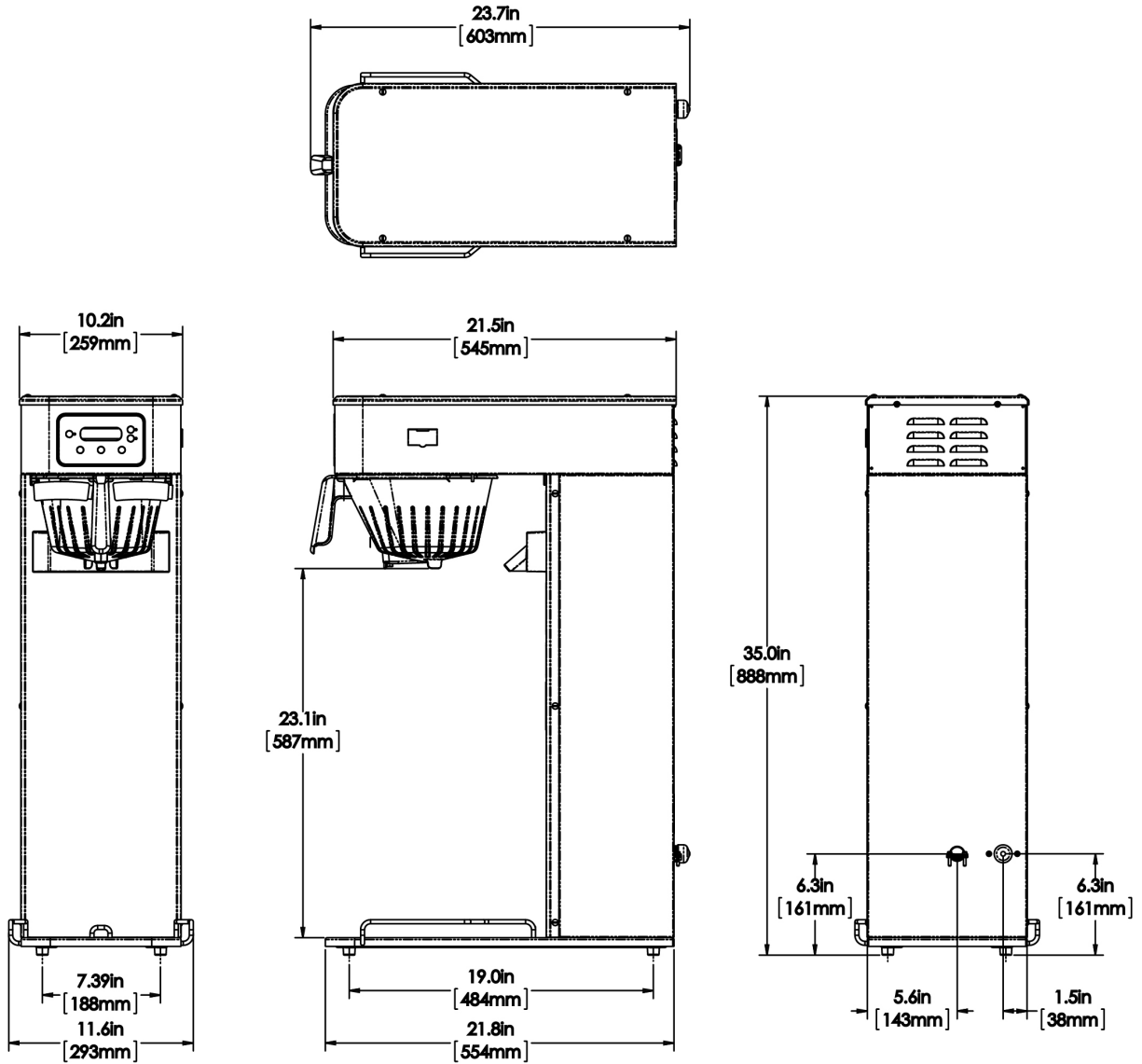
2D	Revit	KLC
●		

 **WARNING:** This product can expose you to chemicals including Bisphenol A (BPA), which is known to the State of California to cause birth defects or other reproductive harm. For more information go to www.P65Warnings.ca.gov



BUNN® reserves the right to change specifications and product design without notice. Such revisions do not entitle the buyer to corresponding changes, improvements, additions or replacements for previously purchased equipment. For most current specifications and other info visit bunn.com.

Last Updated:
01/06/2025



	Unit			Shipping				
	Height	Width	Depth	Height	Width	Depth	Weight	Volume
English	35.0 in.	11.6 in.	23.7 in.	35.0 in.	11.6 in.	23.7 in.	41.600 lbs	7.976 ft ³
Metric	88.9 cm	29.5 cm	60.2 cm	88.9 cm	29.5 cm	60.2 cm	18.870 kgs	0.226 m ³



BUNN® reserves the right to change specifications and product design without notice. Such revisions do not entitle the buyer to corresponding changes, improvements, additions or replacements for previously purchased equipment. For most current specifications and other info visit bunn.com.

Last Updated:
01/06/2025

Related Products & Accessories:ITB w/Display Group(52000.0000)



FILTERS, GOURMET 500
500/1 50/CL

Product #: 20138.1000

FUNNEL ASSY, TEA
NATURAL QUICK BREW

Product #: 53463.0036

FUNNEL ASSY,TEA
NATURAL

Product #: 53463.0040



SYSTEM, WQ-SFTN4000
(1.5)10 TEA

Product #: 56000.0021



SYSTEM, WEQ-
SFTN3500(1)10 TEA

Product #: 56000.0030



CARTRIDGE, WEQ-
SFTN3500(1)10 TEA

Product #: 56000.0129



CARTRIDGE, WQ-
SFTN4000(1.5)10 TEA

Product #: 56000.0133



BUNN® reserves the right to change specifications and product design without notice. Such revisions do not entitle the buyer to corresponding changes, improvements, additions or replacements for previously purchased equipment. For most current specifications and other info visit bunn.com.

Last Updated:
01/06/2025

Serving & Holding Options: ITB w/Display Group(52000.0000)



TD4, SIGHT GAUGE
SWT/UNSWT HDL

Product #:03250.0003



TDO-5, RESERVOIR,
BREW THRU

Product #:34100.0003



TDO-N-3.5, RSVR

Product #:39600.0001



TD0-N-4.0, RSVR BUNN

Product #:39600.0002



TDO-N-3.5, RSVR W/
LIFT HANDLE

Product #:39600.0031



TDO-N-3.5, RSVR W/
PINCH TUBE

Product #:39600.0047



TDO-N-3.5, W/BREW
THRU LID

Product #:39600.0081



TDO-N-3.5,RSVR W/
PINCHTUBE/BREW
THRU LID

Product #:39600.0083



TD3T-N, RSVR BREW
THRU LID BUNN

Product #:43900.0001



TD3T-N, RSVR SOLID
LID BUNN

Product #:43900.0002



BUNN® reserves the right to change specifications and product design without notice. Such revisions do not entitle the buyer to corresponding changes, improvements, additions or replacements for previously purchased equipment. For most current specifications and other info visit bunn.com.

Last Updated:
01/06/2025