

LCR-3 DBC HV (w/ Scholle 1910LX)

Height: 39.9" Width: 32.9" Depth: 27.1"
(101.3cm) (83.6cm) (68.8cm)



- 18gal (82L) tank capacity
- 3-phase or single phase operation
- Accommodates up to three 1gal (3.8L) bag-in-box (BIB) containers
- Each dispense button allows the option of up to 3 portion sizes via rotary selection switch
- In two flavor mode, the optional "Auto-Switching" function automatically switches from an empty BIB to a secondary BIB (left and middle pump only)
- LCD screen for programming and user interface
- Includes threaded dispense nozzle and 4 foot (1.2m) dispense hose that may be attached for easy dispensing into any server
- Manual hot water faucet
- Three dispense buttons allow operator to dispense three independent ratios
- Refrigerated product cabinet extends product flavor profile, adjustable to maintain 41° to 65°F in the product compartment

 Server(s) sold separately

Agency:

Specifications

Product #: 40800.6001

Finish: Stainless

Product Ratio: 25:1-100:1

Connector: Scholle 1910LX

Water Access: Plumbed

Additional Features

Electrical & Capacity

Volts*	Amps	Watts	Cord Attached	Plug Type	8oz cups/hr 236ml cups/hr	Input H ₂ O Temp.	Phase	# Wires plus Ground	Hertz
-	-	-	-	-	2700	60°F (15.5°C)	-	-	-

*When a BUNN is machine rated 120/208-240V, 120/208V or 120/240V, the higher voltage is the supply voltage needed to power the machine. The 120V is there to supply power to some components rated 120V in the machine, but it is not the supply voltage and would not power the machine if the machine is marked with the before mentioned ratings.

Plumbing Requirements

PSI	kPa	Fitting Supplied	Water Flow Required (GPM)
20-90	138-621	1/4" Male Flare Fitting	-

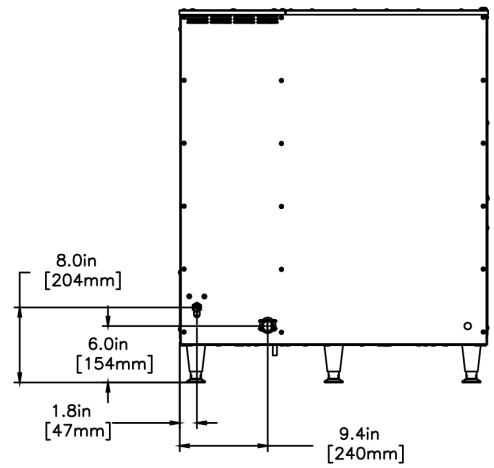
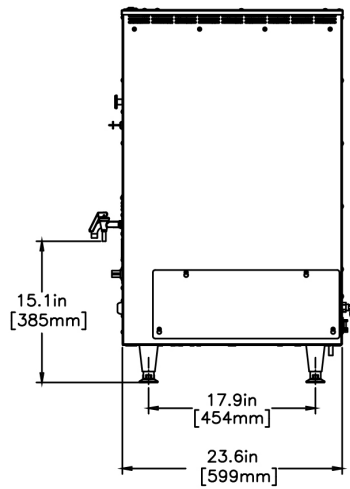
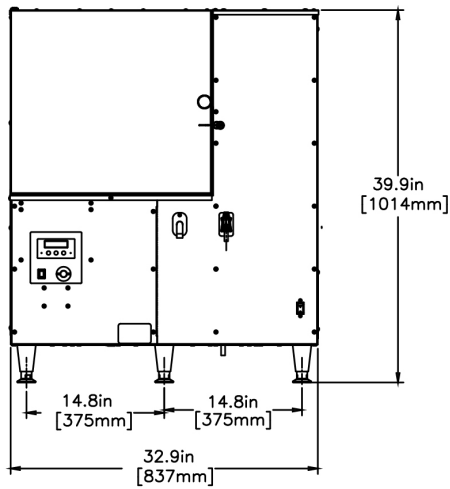
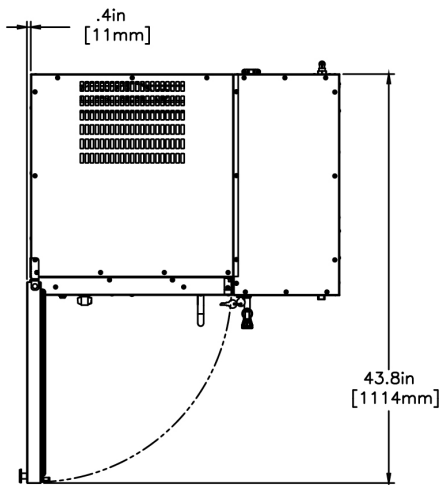
CAD Drawings

2D	Revit	KLC
●		



BUNN® reserves the right to change specifications and product design without notice. Such revisions do not entitle the buyer to corresponding changes, improvements, additions or replacements for previously purchased equipment. For most current specifications and other info visit bunn.com.

Last Updated:
09/22/2020



	Unit			Shipping				
	Height	Width	Depth	Height	Width	Depth	Weight	Volume
English	39.9 in.	32.9 in.	27.1 in.	-	-	-	-	-
Metric	101.3 cm	83.6 cm	68.8 cm	-	-	-	-	-



BUNN® reserves the right to change specifications and product design without notice. Such revisions do not entitle the buyer to corresponding changes, improvements, additions or replacements for previously purchased equipment. For most current specifications and other info visit bunn.com.

Last Updated:
09/22/2020

Related Products & Accessories: LCR-3 DBC HV (w/ Scholle 1910LX)(40800.6001)



CYLINDER, GRAD 250
ML x 2ML

Product #: 34028.0000



CONNECTOR, SCHOLLE
1910-3/16"

Product #: 35057.0000

KIT, HOSE ASSY
DISPENSE-SPRING
REINF 36"

Product #: 43402.1001



BUNN® reserves the right to change specifications and product design without notice. Such revisions do not entitle the buyer to corresponding changes, improvements, additions or replacements for previously purchased equipment. For most current specifications and other info visit bunn.com.

Last Updated:
09/22/2020

Serving & Holding Options: LCR-3 DBC HV (w/ Scholle 1910LX)(40800.6001)

Serving and Holding selections are currently unavailable. Please contact your sales representative to find out more information.



BUNN® reserves the right to change specifications and product design without notice. Such revisions do not entitle the buyer to corresponding changes, improvements, additions or replacements for previously purchased equipment. For most current specifications and other info visit bunn.com.

Last Updated:
09/22/2020